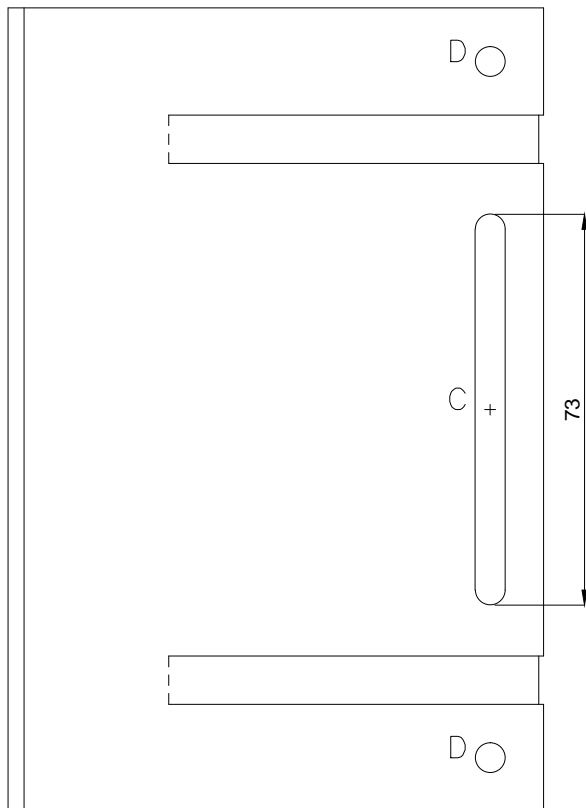
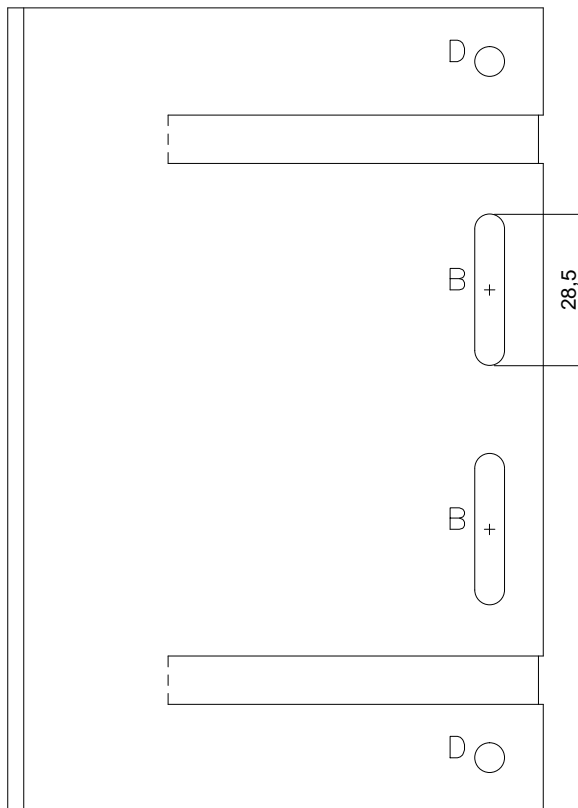


These drawings are indicative only, for use as a guide. The customer is always responsible for any specific design, structural calculations and calculating exact sizes of rails, sizes & quantities of panels. Any project details and calculations supplied by Architectural Panel Solutions are provided in good faith and should always be checked and approved by the project engineer responsible. Architectural Panel Solutions will not accept any liability should the system be designed / installed incorrectly.

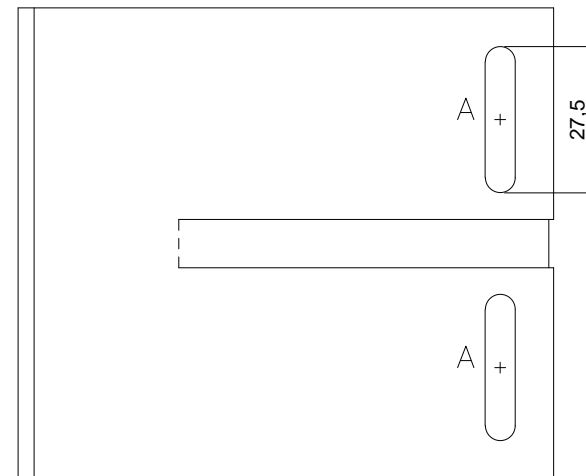
**DOUBLE ELONGATED SLOT
OPTION 1**



**DOUBLE ELONGATED SLOT
OPTION 2**



SINGLE ELONGATED SLOT



A = 5.5mmØ x 27.5mm Slot
 B = 5.5mmØ x 28.5mm Slot
 C = 5.5mmØ x 73mm Slot
 D = 5.1mmØ Holes

Rev.	/ /		
------	-----	--	--



ARCHITECTURAL PANEL SOLUTIONS LIMITED
 Unit 5, Wainwright Close, Churchfields Industrial Estate,
 St Leonards-on-Sea, TN38 0LP
 T: 01424 852641 F: 01424 852797
 claddings@architecturalpanelsolutions.com
 www.architecturalpanelsolutions.com

Drawing Title:	DCS031 - DOWNER HELPING HAND ® Brackets - Special Elongated Slots								
Drawing Ref:	DCS031-SPSLOT	Scale:	NTS @ A4	System:	DCS031	Date:	June - 22	Drawn:	J.B